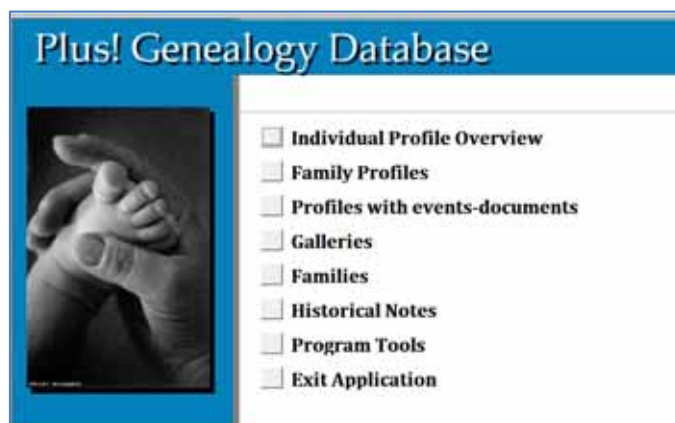


Plus! Family History Database System - Manual

developed by a.f.margolies



Overview of the Plus! Genealogy Database Program:

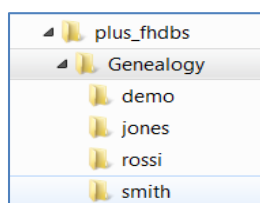
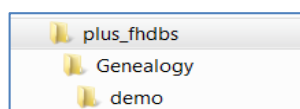
Plus! Family History Program (**Plus! FHDBS**) is compiled in Microsoft Access Database. It is designed with various criteria:

- **all documents and photos** are located directly on your **local** disk or pen drive and are free to access even as pdf's and jpg's/png's through file explorer. They are **not on internet** and are not dependent on any genealogical website.
- every photo and document is "**called up**" within the program for immediate viewing, in order to keep them **available as single files** and to **keep the program light**.
- these supporting files illustrate the person's life and events and are **associated automatically with their appropriate forms, views and printouts** without extra clicking.
- **totally off-line**: no connection online is necessary
- documentation and photos need to have been saved, downloaded, scanned by the user

A. Technical concepts

The **Plus! Family History Program**, begun in 2018 by Ann Margolies and in constant development, runs in a Microsoft Windows / Microsoft Access environment. (Microsoft Access Run-time is included in the programming package. It is **a relational database** dependent on dozens of tables, queries and coding behind the visible Forms and Reports. All data, photos and documents are saved by the user to local folders. There is no connection or relationship to the internet during the use of this system.

Due to the "relational" nature of the elements that make up this genealogical system, it is most important to leave all Plus! FHDBS files in their installed folders with their actual filenames, or they will not be "found" on a call-up/look-up of their content.



The user's collected family history documents and photos can be organized in subfolders in any way that one wants as long as they are under "Genealogy".

B. Genealogical Concepts

At first glance and then later it may seem more than obvious that the “glue” of a Family Tree is the family, but technically this is a concept that needs very specific and tested data structures in order to put thousands of pieces of information in relationship to each other. I studied various genealogy computer programs to deduct their logic and understand their potential. However, none of these programs had the visual characteristics that I wanted nor the immediate connectivity to saved data files and the privacy inherent in this totally off-line approach. I decided to apply 40 years of database experience to my passion for family history.

As you hopefully browse this complex work, you will notice that there are a couple of fundamental concepts applied to the program that come from archival tenets:

- a) dates (particularly if actual, numerical date values) are presented in “historical” order: year (yyyy) – month (mm) – (day (dd); e.g. 1772-04-28. This allows for date and “alphabetical” order of date to coincide, and also makes one date format standard for any country or culture. The record cards often show two date fields for any one event because one is a text-string field that can be incomplete or approximate but not mathematical, and the other is always a complete and valid date or is left blank. An Ancestry export, for example, can have all date fields in mixed, partial, multi-language text-string formats which all needed to be standardized and verified.
- b) names are part of one complete name field column by last name first. This is actually the most common and most “correct” archival approach that almost all programs apply.

Menu Structure:

Main Menu

- Individual Profile Overview
- Family Profiles
- Profiles with events-documents
- Galleries
- Families
- Historical Notes
- Program Tools

Galleries

- Documents Gallery
- Photo Gallery
- Individuals' Photos
- Global Events Overview

Historical Notes

- Plus! Family History Database System Austrian Historical Notes
-
- *Your pdf's articles/long notes*

Families

- Family Records with Children
- Family Tree - Printable Chart
- Family Report

Program Tools

- Add Individual
- Add Family
- Manage Family marriage dates
- Rename individuals
- Update children's' births to parents' events
- Eliminate individual

Exit Application

Records Views

Individual Global Profile Overview: As its name implies, this main view of a person's record aims to give as much detailed information as possible about that individual. The fields in beige are part of the key pieces of data that complete the profile of any one person. In this view those fields are protected in order not to type over the basic personal info by mistake. In other views it is possible to make corrections and completions.

Plus! Genealogy: Smith, James Jr.

GED_ID: D0001 NPER: 1 FAMILY: FATHER: Smith, James Sr. MOTHER: Jones, Annabelle

Birth: 1950-06-01 Buffalo NY Gender: Male

Death: 2016-06-06

Spouse/Partner: Jefferson, Gertrude

NAME SEARCH: [] Browse records [] PRIVACY []

EVENTS

ID	EVENT TYPE	EDATE (text)	EDATEDT	Place	Description
E0003	Birth	1950-06-01	1950-06-01		
E0010	Education	1968-07-20	1968-07-20	Amherst, NY	Notes
E0004	Marriage	1970-03-15	1970-03-15		
E20009	Birth of child	1972-10-02	1972-10-02		Smith, James III
E0007	Divorce	1980-07-12	1980-07-12		
E0006	Marriage	1982-02-01	1982-02-01		
E0005	Death	2016-06-06	2016-06-06		

Record: 1 of 7 Unfiltered Search

In every type of Record View (Individual Profile and others), there's a **NAME SEARCH** area that brings you to a list and then the person whom you want to consult. Search is by last name through first name. If there's a profile photo available, it is called up from the disk immediately. You can always "browse records" with the provided arrow keys, or go to other views of the same person with the various blue buttons placed on the right. In most views, a double-click on someone else's name related to the person being shown will bring you to the other person's record card of the same type.

Plus! Genealogy: Smith, James Jr.

GED_ID: D0001 NPER: 1 Gender: Male

Birth: 1950-06-01 Buffalo NY

Death: 2016-06-06

Spouse/Partner: Jefferson, Gertrude 1970-03-15 F0001

NAME SEARCH: [] Browse records []

PROFILE REPORT EVENTS-DOCUMENTS

INDIV.PHOTOS GLOBAL RECORD

PARENTS: [] INDICATE FAMILY-PARENTS

FATHER: Smith, James Sr. MOTHER: Jones, Annabelle

Clean Family Indications

ANCESTOR TREE VIEW DESCENDANTS TREE VIEW

COUSINS TREE LIST

Brothers/Sisters

Name	Birth Date	Death Date	P
------	------------	------------	---

Record: 1 of 2 No Filter Search

Children

Name	Birth Date	Death Date	PER
Smith, Sally			
Smith, James III	1972-10-02		

Record: 1 of 2 Unfiltered Search

Family Profile: This Record View gives a global picture of all the basic family relationships: spouse, parents, brothers & sisters, children. Other than the same search feature and linking buttons as the previous Record View, this card offers various listed Tree reports of the person: ancestral (going back), descendants (going forward), cousins (going "sideways"). There are many reports and printouts integrated in the program, and

though none can yet imitate the unfolding, unlimited, wall-covering, full Family Tree, each offers a unique and informative perspective. The Profile Report includes snapshots of all event documentation.

The screenshot shows the Plus! Genealogy software interface for a profile of James Jr. Smith. At the top, the name 'Smith, James Jr.' is displayed. Below it, there are fields for Birth (1950-06-01, Buffalo NY), Death (2016-06-06), Father (Smith, James Sr.), Mother (Jones, Annabelle), Spouse/Partner (Jefferson, Gertrude), and a date (1970-03-15). The main section is titled 'EVENTS' and shows a detailed view of a marriage event (ID: E0004). The event details include: ETYPE (1004, Marriage), EDATE (1970-03-15), EDATEDT (1970-03-15), AGE (19), ERECNO (4), PER1 (1), PER2 (8), Spouse (Jefferson, Gertrude), and Place. To the right of the event details is a section for 'EVENT DOCUMENTS' which shows a preview of a document titled 'Form C. JAN. 1. 1880.' and a source file path: 'Genealogy\demo\James_Smith_fab_a_marriage_NYC.jpg'. On the far right, there is a portrait of an older man and several buttons: 'Family Record', 'Global Profile', 'Profile Report', and 'Indiv. Photos'.

Profiles with events-documents view: The Events Record View is a more complex card that presents the details of any number of personal events in the life of the family member, along with a side visualization of any documentation relating to each event. All photos and documents are “called-up” on passing from one card to another from the Family-History disk or folder. Documentation is hyperlinked to the actual file in order to see it in larger format.

On each white sub-card, there is a type of event with a look-up box that refers to the main GED ancestry details. When adding a new event card for the family member in view, you must add the ETYPE through the list, while the event type by name will fill-in on its own. The EDATE (text) should follow archival concepts (yyyy-mm-dddd) but can be incomplete or approximate indicated with additional notations (ex. 1841 c.). In the EDATEDT field the value entered must be a valid and complete date, always in the standard archival format of year-month-day.

- PER1 = NPER as on the main record card of the individual (e.g. 17).
- PER2 = a spouse look-up that becomes active when a MARRIAGE event type card has been saved or landed on. A pull-down list is then provided. Obviously the spouse/partner must have been previously entered into the full database program. (Or added through program tools).
- Spouse = the name of the person’s spouse or partner will appear automatically after PER2 on a Marriage event card is completed as mentioned above.

On the right panel, for each of the single events, there are sub-records that visualize (immediately) any documentation that has been registered with the event, hyper-linked as indicated above. These are primarily jpg’s and pdf’s. There may be any number of documents to support a given event. On creating a new document sub-record, the pull-down list of Event Type refers by name easily to the standard event list. Hyperlinking to a photo or pdf requires only that the given file is in the logical folder under `\plus_fhdb\genealogy\BRANCH-of-family`. From wherever the program is run (pendrive, hard disk), the relative paths are correctly linked to and found by the program.

Galleries

Documents Gallery: All of the event documents linked to any of the family members in the program can be consulted in this gallery. It allows to search by individual or by type of event (Immigration).



Photo Gallery: This form showcases all the photographs loaded as Personal Profile images or as extra individual, personal photos. The search Filter by Family offers the father's name and will call up all his pictures and his children's.



Individual Photo Gallery: The profile picture of a person, if they have one, and any other personal photos are loaded up through this form, where they can also, obviously, be browsed through and viewed much like an album.

Plus! Genealogy: **Jefferson, Gertrude**

GED_ID: D0008 NPER: 8 Gender: Female

Birth: 1950-05-01

Death:

Spouse/Partner: Smith, James Jr.

NAME SEARCH:

PROFILE RECORD EVENTS-DOCUMENTS

GLOBAL PROFILE FAMILY PROFILE

MAIN PROFILE PHOTO

Photo Files on Record

HYPERLINK	SFILENAME
Genealogy\demo\200821213049-gertrude.jpg	Genealogy\demo\200821213049-gertrude.jpg

Record: 1 of 1 No Filter Search

Global Events Overview: This rather sophisticated form presents all the documentation attached to everyone's event record cards. Several filters are offered – by: *name*, *type* and *year*. A formula ascertains on opening if there exists documentation or not for each of the events listed. As indicated, on double-clicking, the event record and document will be displayed. The concept of this overview is especially designed to assist a more varied research with certain criteria.

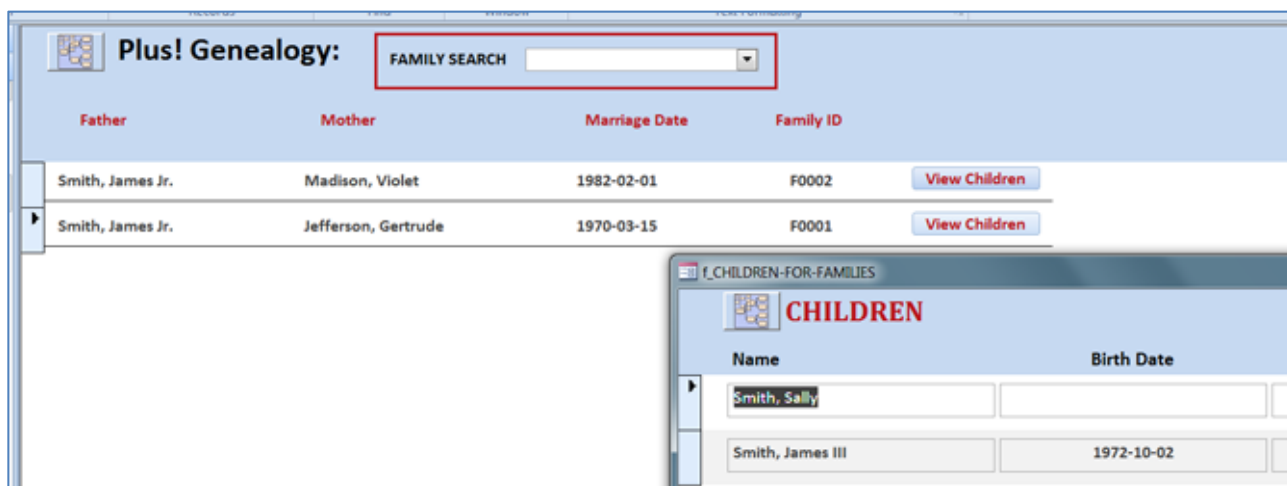
EVENTS Filter by name: * Filter by type: * Filter by year: *

Name	etypename	Date	Place	Description	HAS_DOCUM
Jefferson, Gertrude	Birth	1950-05-01			
Jefferson, Gertrude	Marriage	1970-03-15			
Jefferson, Gertrude	Birth of child	1972-10-02		Smith, James III	
Madison, Violet	Marriage	1982-02-01			
Smith, James III	Birth	1972-10-02			
Smith, James Jr.	Birth	1950-06-01			
Smith, James Jr.	Education	1968-07-20	Amherst, NY	Notes	
Smith, James Jr.	Marriage	1970-03-15			✓
Smith, James Jr.	Birth of child	1972-10-02		Smith, James III	
Smith, James Jr.	Divorce	1980-07-12			
Smith, James Jr.	Marriage	1982-02-01			
Smith, James Jr.	Death	2016-06-06			✓

Record: 1 of 12 No Filter Search

DOUBLE-CLICK RECORD TO SEE EVENT DOCUMENTATION

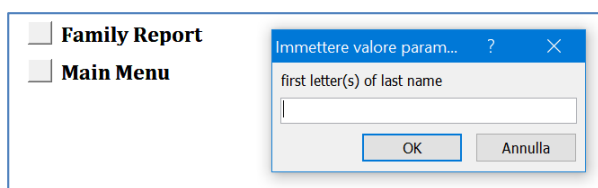
Family Records with Children: Under the “Families” menu is an additional view which searches for marriages and presents the children of that union. Search is by traditional father’s name.



Family History – Printable Chart: This basic attempt to present a traditional Family Tree Chart uses a data connection with Excel that, as of now, is capable of printing a 4 Generation Chart to any one person’s ancestry. With various attempts I could say that at a dimension of 25% of the original, it can print on 4 pages and be presentable after cropped and taped together! This connection from a complex database to a Tree is rather difficult but I hold out hope that it will improve with development.



Family Report: This menu item offers a print-out based on a partial or complete last name (ex. M, Marg, Margolies), listing all members of the family with some relationship with the requested last name.



Families

GED Family ID	Husband	Wife	Marriage Date
F0001	Smith, James Jr.	Jefferson, Gertrude	1970-03-15
	Children	Birth Date	Death Date
	Smith, James III	1972-10-02	
F0002	Smith, James Jr.	Madison, Violet	1982-02-01

Historical Notes: The Historical Notes section serves to showcase longer, general research articles that give a broader perspective to the past and the user's heritage. They are PDF documents which must be saved in the \family-history\ root directory. Plus! FHDBS, ver.6, has incorporated the ability to manage and develop this sub Menu.



Program Tools: In order to maintain and develop a full genealogical program, new individuals and family units need to be inserted if a person (cousin, great-great-great-uncle, spouse, etc.) becomes known as part of the Clan. People should be inserted and then, for partners/spouses, a "family" needs to be created. This is the key to be able to associate their children eventually to the right parents. Updated tools have also been incorporated under this menu to manage and eliminate erroneous records.

Plus! Genealogy: NEW INDIVIDUAL

Be sure person is not on this dropdown list!

GED_ID: NPER: FAMILY: FATHER:

Birth: MOTHER:

Death: Gender:

Spouse/Partner: Add spouse through Events-Marriage when the spouse is already inserted in the program and add Family

Plus! Genealogy: NEW FAMILY

Married

PER1 (M): PER2 (F):

MARRIAGE: FAMILY_ID:

You can insert a new Family Group for Plus! Genealogy after controlling the actual list to the right and confirming that the Family doesn't already exist.
A Family Group = PER1 + PER2
(Traditionally Male/Husband + Female/Wife)

Save New Family

Actual Families

Father	Mother	Relationship
Smith, James J.	Jefferson, Gertrude	
Smith, James J.	Madison, Violet	

1) CONFIRM FAMILY CHECK

UPDATES: As a last word, family history research never stops, and as the program grows, I will offer updates to the Plus! Family History Database System. This brief overview reflects version 4. The actual version is no.6.